

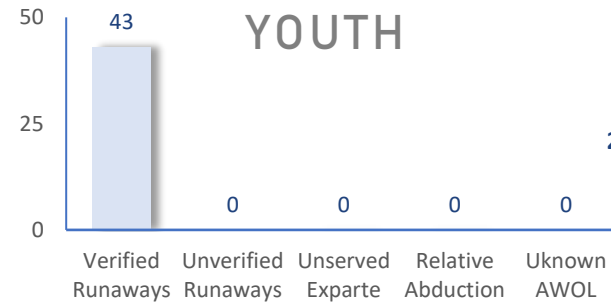
The following statistics show the status and demographics of absent Kansas foster youth and track DCF's successful recovery efforts.

## RECOVERED YOUTH

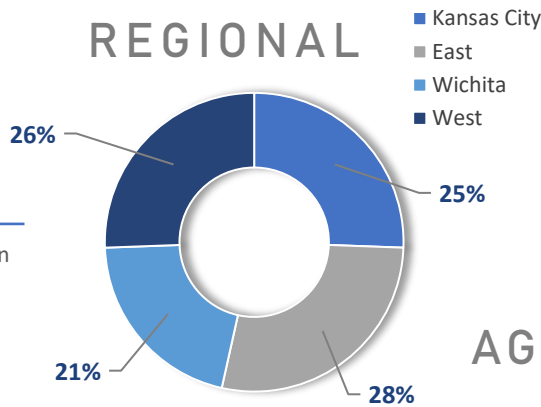


\*A youth may be recovered more than once per month.

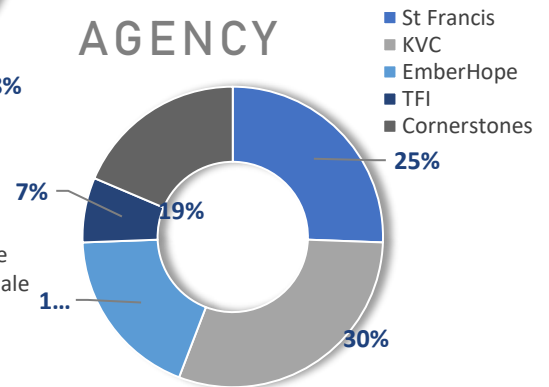
## CURRENT AWOL YOUTH



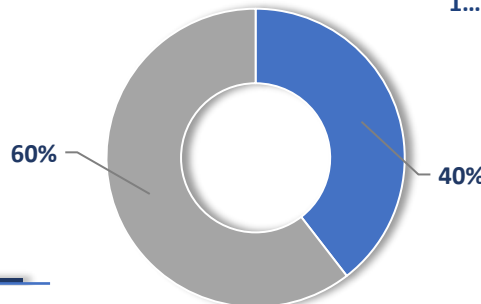
## REGIONAL



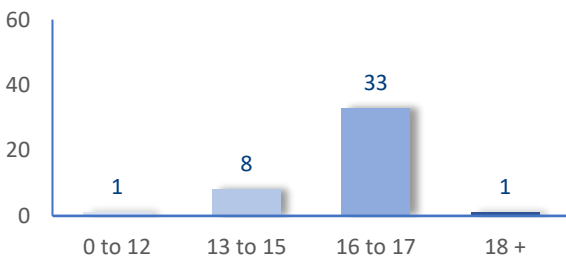
## AGENCY



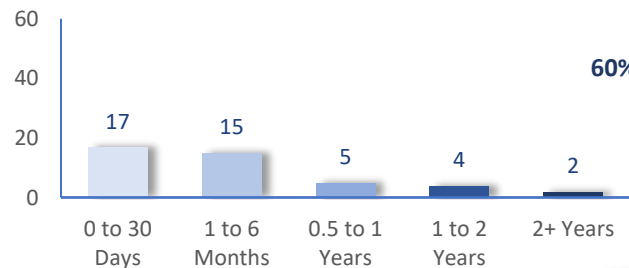
## GENDER



## AGE



## TIME



## DAILY AWOL YOUTH

# 2024

July		August		September		October	
DATE	# AWOL	DATE	# AWOL	DATE	# AWOL	DATE	# AWOL
2	54	1	44	2	44	1	39
3	54	2	42	3	44	2	38
5	50	5	38	4	38	3	36
8	50	6	37	5	36	4	36
9	46	7	43	6	37	7	39
10	42	8	45	9	38	8	38
11	42	9	44	10	41	9	38
12	44	12	40	11	38	10	38
15	45	13	40	12	41	11	39
16	45	14	40	13	41	14	39
17	50	15	40	16	41	15	41
18	48	16	40	17	41	16	42
19	43	19	40	18	42	17	43
22	43	20	40	19	46	18	42
23	43	21	41	20	41	21	46
24	45	22	41	23	40	22	44
25	45	23	43	24	40	23	43
26	44	26	42	25	38	24	
29	46	27	42	26	37	25	
30	47	28	44	27	35	28	
31	45	29	44	30	37	29	
		30	44			30	
						31	